

# **CLARK COUNTY, NEVADA**

## **MONTHLY INVESTMENT REPORT**

**April 30, 2025**



### **CLARK COUNTY TREASURER'S OFFICE**

**500 S. GRAND CENTRAL PARKWAY  
LAS VEGAS, NEVADA 89106**

**J. Ken Diaz**  
Treasurer

[www.clarkcountynv.gov/treasurer](http://www.clarkcountynv.gov/treasurer)



**TABLE OF CONTENTS**

|                                     |          |
|-------------------------------------|----------|
| INVESTMENT OVERVIEW AND OBJECTIVES  | 1        |
| TREASURER'S CERTIFICATION           | 2        |
| TOTAL PORTFOLIO OVERVIEW            | 3        |
| INVESTMENT POOL OVERVIEW            | 7        |
| WATER RECLAMATION DISTRICT OVERVIEW | 10       |
| BOND FUNDS OVERVIEW                 | 12       |
| AIRPORT BOND FUNDS OVERVIEW         | 13       |
| TAX RECEIVER OVERVIEW               | 14       |
| PORTFOLIO SECURITY LISTINGS         | APPENDIX |
| • TOTAL INVESTMENT SUMMARY          |          |
| • INVESTMENT POOL                   |          |
| • WATER RECLAMATION DISTRICT        |          |
| • BOND FUNDS                        |          |
| • AIRPORT BOND FUNDS                |          |
| • TAX RECEIVER                      |          |

**CLARK COUNTY TREASURER'S WEBSITE  
ADDITIONAL INVESTMENT INFORMATION**

[www.co.clark.nv.us/treasurer/investment.htm](http://www.co.clark.nv.us/treasurer/investment.htm)



## INVESTMENT OVERVIEW AND OBJECTIVES

The three primary objectives in managing the County's Total Investment Portfolio are to provide safety of principal, to ensure liquidity to meet operating requirements, and to generate a market rate of investment income. Using cash flow projections to match revenues with expenditures ensures prudent investment principles that will enable the County to soundly meet its financial obligations. The Investment Portfolio shall be structured in relation to prevailing budgetary and economic environments, taking into account the County's investment risk constraints and cash flow characteristics.

The County's Total Investment Portfolio has five separate investment portfolios. They are as follows:

**Investment Pool** - operating funds, various bond funds, and capital project funds

**Water Reclamation District** - separate legal entity's operating funds, various bond funds, and capital project funds

**Bonds Funds** - various bond funds, requiring segregation

**Airport Bond Funds** - airport bond funds, requiring segregation

**Tax Receiver** - real property tax collections

**INVESTMENT POOL-** The Investment Pool provides for the County's short-term liquidity needs and also invest longer-term generate investment income to help offset County expenses. Monies are invested in various allowable security types stipulated in Nevada Revised Statutes and the County's Investment Policy.

**WATER RECLAMATION DISTRICT-** The Treasurer performs the investment function for the Water Reclamation District. The types of investments utilized for this portfolio are primarily treasuries, federal agencies, MMFs, and other short term debt. The Treasurer's office works with the District to ensure the portfolios have adequate liquidity to provide for cash flow needs.

**BOND FUNDS-** Various bond construction, reserve, and debt service monies are invested according to bond covenants in short-term U.S. Treasury and federal agency securities, money market funds (MMFs), and Forward Delivery Agreements (FDAs) to match semi-annual debt service payments and cash flow requirements. These funds are primarily from special improvement district bond issues and County projects.

**AIRPORT BOND FUNDS-** Various airport bond construction, reserve and debt service monies are invested according to bond covenants in short-term treasury and federal agency securities, and MMFs to match semi-annual debt service payments and cash flow requirements.

**TAX RECEIVER-** The Treasurer, as ex officio tax receiver, bills and collects taxes on all real property in the County, and distributes the tax dollars to the various taxing entities including the state, county, school district, cities, libraries, other special districts. The balances in the Tax Receiver account are extremely seasonal in nature due to the statutory property tax collection schedule, with the highest balances occurring in the months of August, October, January, and March. Property tax allocations and interest earnings are disbursed to other governmental entities on the 15<sup>th</sup> of each month. Monies are invested primarily in the State's LGIP, money market funds (MMFs), and other short-term securities to match the scheduled cash flow requirements.



## TREASURER'S CERTIFICATION

I, J. Ken Diaz, Clark County Treasurer, certify that the investments and related activity herein reported comply with Nevada Revised Statutes, Clark County Ordinances, and the Clark County Investment Policy.

/s/ J. Ken Diaz

J. Ken Diaz - County Treasurer

## REQUIREMENTS AND COMPLIANCE

| ITEM                   | REQUIREMENTS  | PORTFOLIO |
|------------------------|---|-----------|
| Weighted Avg Duration  | The Investment Pool cannot exceed a 2.5 year weighted average duration. | 2.02      |
| Liquidity Requirement* | At least 5% of the Investment Pool must mature within 90 days.          | 24.39%    |

## TOTAL PORTFOLIO

| INVESTMENT CATEGORY                        | MAXIMUM MATURITY  | QUALITY LIMITS S&P/MOODY'S         | AUTHORIZED LIMITS                                | PORTFOLIO |
|--|-------------------|------------------------------------|--|-----------|
| U.S. Treasury                              | 10 Years          | N/A                                | No Limit   | 31.54%    |
| U.S. Federal Agency                        | 10 Years          | N/A                                | No Limit   | 23.76%    |
| Money Market Funds                         | N/A               | AAA                                | No Limits  | 8.55%     |
| Repurchase Agreements                      | 90 Days           | N/A                                | 10% - Collateral 102%                            | 0.00%     |
| LGIP                                       | N/A               | N/A                                | N/A  | 2.45%     |
| Agency Collateralized Mortgage Obligations | N/A               | AAA/Aaa                            | 20%  | 0.00%     |
| Agency MBS Pass-Throughs                   | 10 years          | N/A                                | No Limit   | 2.34%     |
| Forward Delivery Agreements                | Match Bond Issues | Counterparty rating A2/A or better | No Limits  | 0.00%     |
| Commercial Paper*                          | 270 days          | Domestic A-1/P-1 or better         | 20% - Not more than 5% per issuer                | 8.86%     |
| Negotiable Certificates of Deposit*        | N/A               | A-1/P-1 or better                  | No Limits in total - Not more than 5% per issuer | 0.00%     |
| Corporate Notes*                           | 5 Years           | A-/A3 or better                    | 20% - Not more than 5% per issuer                | 15.20%    |
| Asset Backed Securities*                   | N/A               | AAA/Aaa                            | 20% - Not more than 5% per issuer                | 7.31%     |
| Total                                      |                   |                                    |  | 100.0%    |

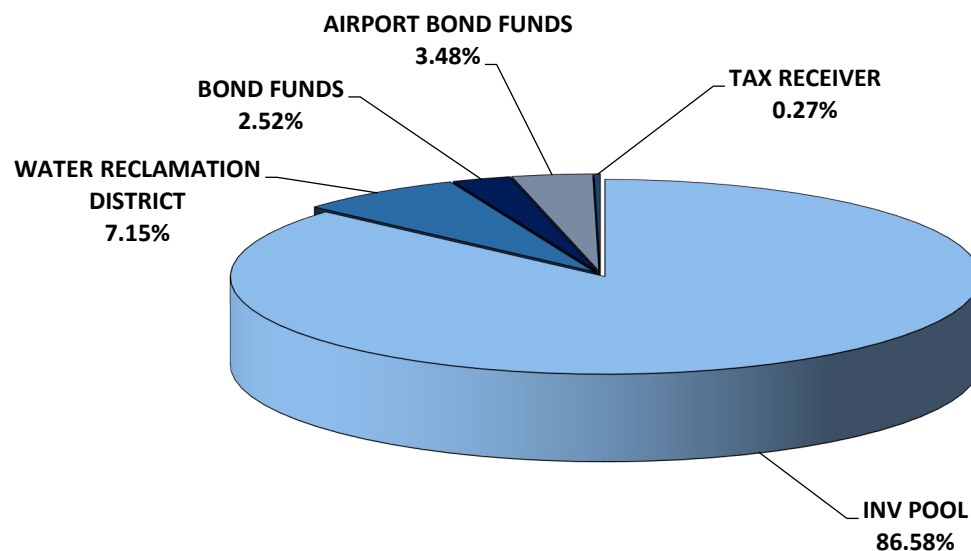
\*No single issuer exceeds the 5% restriction limit.

Figures may not total due to rounding.



**TOTAL PORTFOLIO OVERVIEW  
DISTRIBUTION BY PORTFOLIOS**

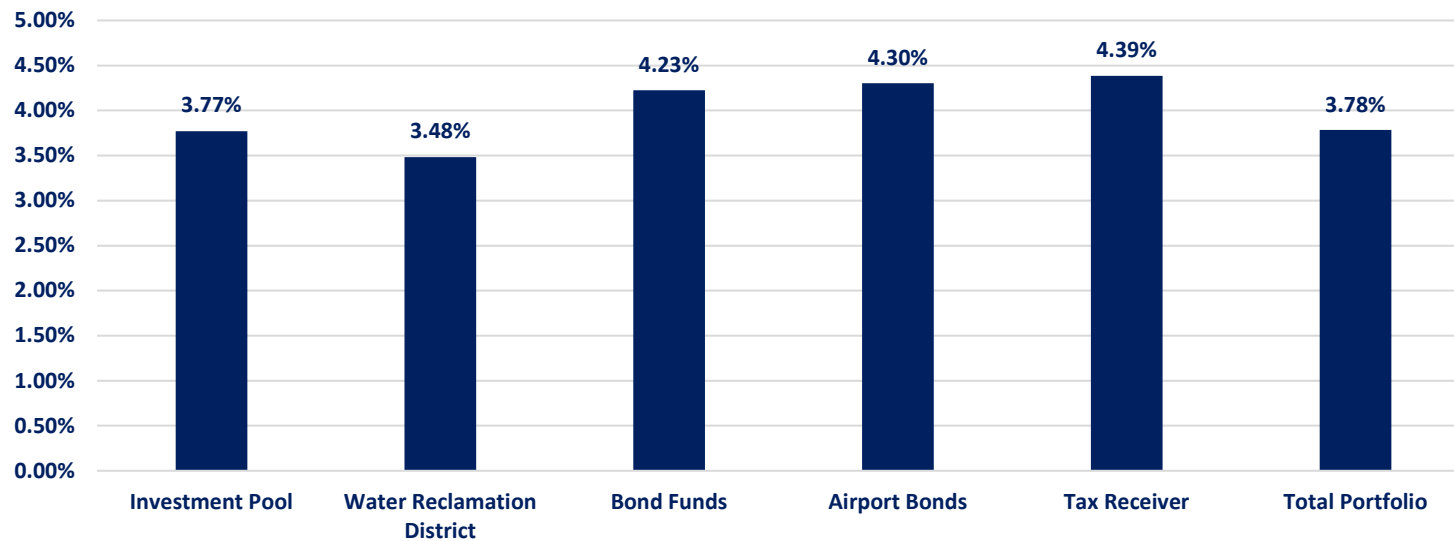
| PORTFOLIO                          | MARKET VALUE               | BOOK VALUE                 | VARIANCE                |
|------------------------------------|----------------------------|----------------------------|-------------------------|
| Investment Pool                    | \$ 8,219,979,012.02        | \$ 8,204,757,787.98        | \$ 15,221,224.04        |
| Water Reclamation District & Bonds | 673,635,173.93             | 677,355,660.98             | (3,720,487.05)          |
| Bond Funds                         | 239,207,748.86             | 239,141,315.74             | 66,433.12               |
| Airport Bond Funds                 | 330,354,793.87             | 329,907,701.45             | 447,092.42              |
| Tax Receiver                       | 25,157,465.82              | 25,157,465.82              | -                       |
| <b>TOTALS</b>                      | <b>\$ 9,488,334,194.50</b> | <b>\$ 9,476,319,931.97</b> | <b>\$ 12,014,262.53</b> |



Figures may not total due to rounding.

**TOTAL PORTFOLIO OVERVIEW (CONTINUED)**

| PORTFOLIO                          | YIELD TO MATURITY | DAYS TO MATURITY | WEIGHTED AVG MATURITY (Yrs) | WEIGHTED AVG DURATION (Yrs) | MONTHLY INTEREST EARNINGS |
|------------------------------------|-------------------|------------------|-----------------------------|-----------------------------|---------------------------|
| Investment Pool                    | 3.77%             | 893              | 2.45                        | 1.75                        | \$ 20,219,412.23          |
| Water Reclamation District & Bonds | 3.48%             | 594              | 1.63                        | 0.11                        | 1,735,499.87              |
| Bond Funds                         | 4.23%             | 7                | 0.02                        | 0.00                        | 1,533,515.60              |
| Airport Bonds                      | 4.30%             | 7                | 0.02                        | 0.00                        | 1,061,174.27              |
| Tax Receiver                       | 4.39%             | 1                | 0.00                        | 0.00                        | 824,987.80                |
| <b>TOTAL PORTFOLIO</b>             | <b>3.78%</b>      | <b>816</b>       | <b>2.24</b>                 | <b>1.86</b>                 | <b>\$ 25,374,589.77</b>   |

**YIELD TO MATURITY**

Figures may not total due to rounding.



April 30, 2025

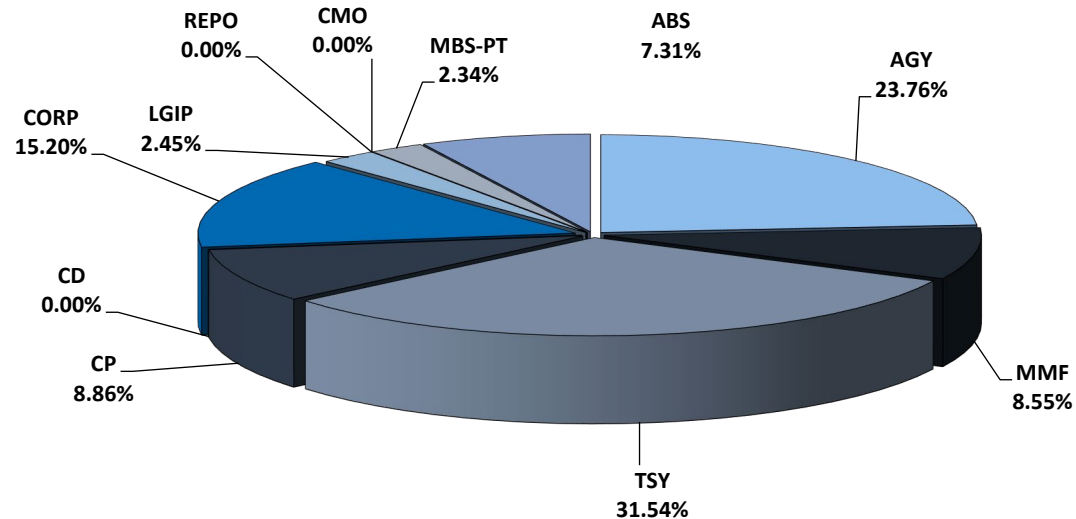
## CLARK COUNTY, NEVADA

## MONTHLY INVESTMENT REPORT

### TOTAL PORTFOLIO OVERVIEW (CONTINUED)

The County's Total Investment Portfolio is diversified into various types of assets which are allowed by the County's Investment Policy and Nevada Revised Statutes. The breakdown of the asset types is as follows:

| ASSET TYPE                    | MARKET VALUE               | BOOK VALUE                 | VARIANCE                |
|-------------------------------|----------------------------|----------------------------|-------------------------|
| AGY - U.S. Federal Agency     | \$ 2,220,268,753.64        | \$ 2,251,433,657.43        | \$ (31,164,903.79)      |
| MMF - Money Market Funds      | 810,146,596.63             | 810,146,596.63             | -                       |
| TSY - U.S. Treasury           | 3,003,747,602.50           | 2,988,856,389.53           | 14,891,212.97           |
| CP - Commercial Paper         | 845,916,500.00             | 839,224,875.28             | 6,691,624.72            |
| CD - Negotiable CDs           | -                          | -                          | -                       |
| CORP - U.S. Corporate Notes   | 1,454,215,233.40           | 1,440,331,381.30           | 13,883,852.10           |
| LGIP - State Nevada Pool      | 232,148,293.59             | 232,148,293.59             | -                       |
| REPO - Repurchase Agreements  | -                          | -                          | -                       |
| CMO - Agency CMO              | -                          | -                          | -                       |
| MBS - Agency Pass-Through     | 224,931,279.53             | 221,801,840.38             | 3,129,439.15            |
| ABS - Asset Backed Securities | 696,959,935.21             | 692,376,897.83             | 4,583,037.38            |
| <b>TOTALS</b>                 | <b>\$ 9,488,334,194.50</b> | <b>\$ 9,476,319,931.97</b> | <b>\$ 12,014,262.53</b> |



Figures may not total due to rounding.



TOTAL PORTFOLIO OVERVIEW (CONTINUED)

Total Portfolio Month-End Book Value







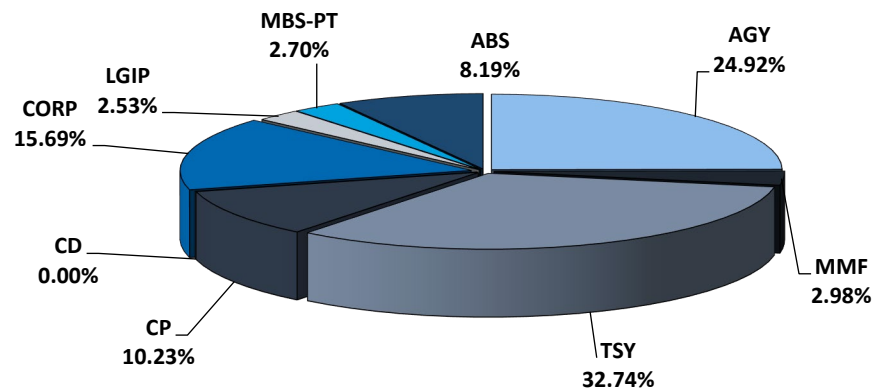
April 30, 2025

## CLARK COUNTY, NEVADA

## MONTHLY INVESTMENT REPORT

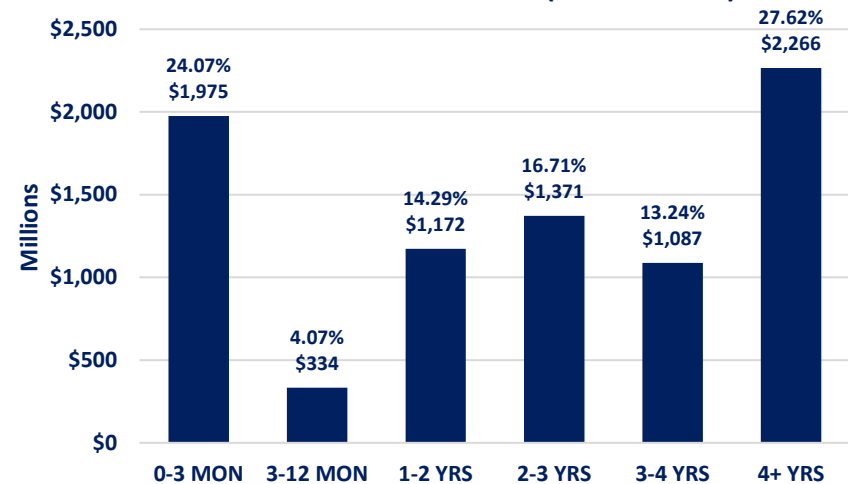
### INVESTMENT POOL OVERVIEW (CONTINUED)

| ASSET TYPE                    | MARKET VALUE               | BOOK VALUE                 | VARIANCE                |
|-------------------------------|----------------------------|----------------------------|-------------------------|
| AGY - U.S. Federal Agency     | \$ 2,016,204,535.00        | \$ 2,045,024,589.90        | \$ (28,820,054.90)      |
| MMF - Money Market Funds      | 244,714,910.18             | 244,714,910.18             | -                       |
| TSY - U.S. Treasury           | 2,702,929,750.00           | 2,686,462,160.66           | 16,467,589.34           |
| CP - Commercial Paper         | 845,916,500.00             | 839,224,875.28             | 6,691,624.72            |
| CD - Negotiable CDs           | -                          | -                          | -                       |
| CORP - U.S. Corporate Notes   | 1,300,472,483.80           | 1,287,336,326.70           | 13,136,157.10           |
| LGIP - State Nevada Pool      | 207,898,218.30             | 207,898,218.30             | -                       |
| MBS - Agency Pass-Through     | 224,931,279.53             | 221,801,840.38             | 3,129,439.15            |
| ABS - Asset Backed Securities | 676,911,335.21             | 672,294,866.58             | 4,616,468.63            |
| <b>TOTALS</b>                 | <b>\$ 8,219,979,012.02</b> | <b>\$ 8,204,757,787.98</b> | <b>\$ 15,221,224.04</b> |



Figures may not total due to rounding.

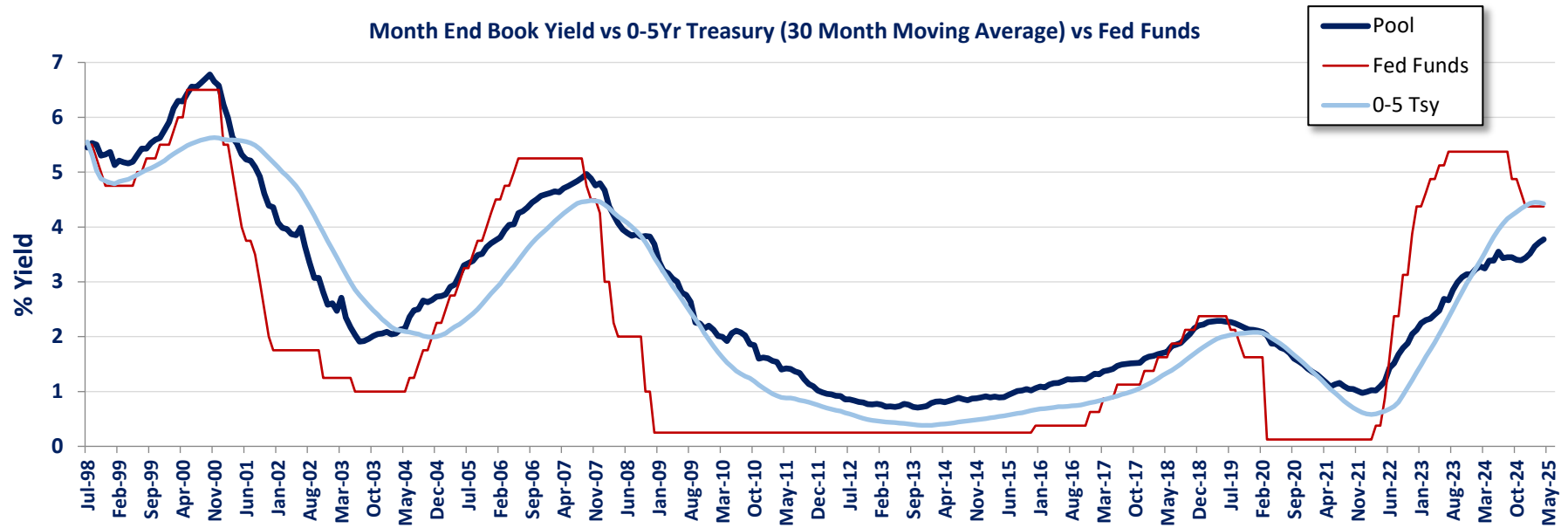
### DISTRIBUTION BY MATURITY (BOOK VALUE)



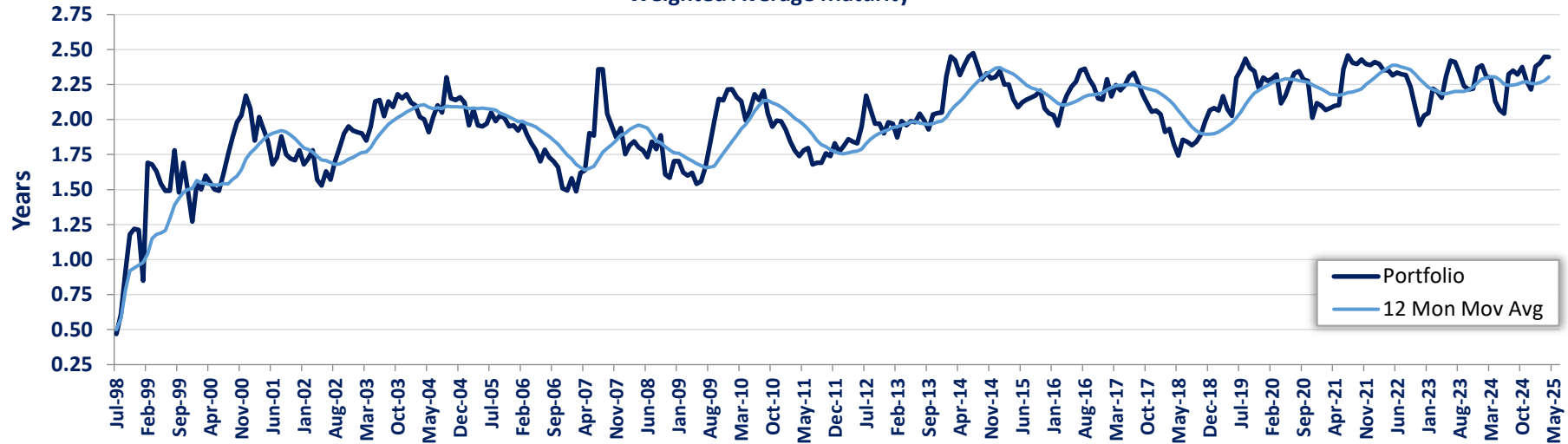


### INVESTMENT POOL OVERVIEW (CONTINUED)

Month End Book Yield vs 0-5Yr Treasury (30 Month Moving Average) vs Fed Funds



Weighted Average Maturity





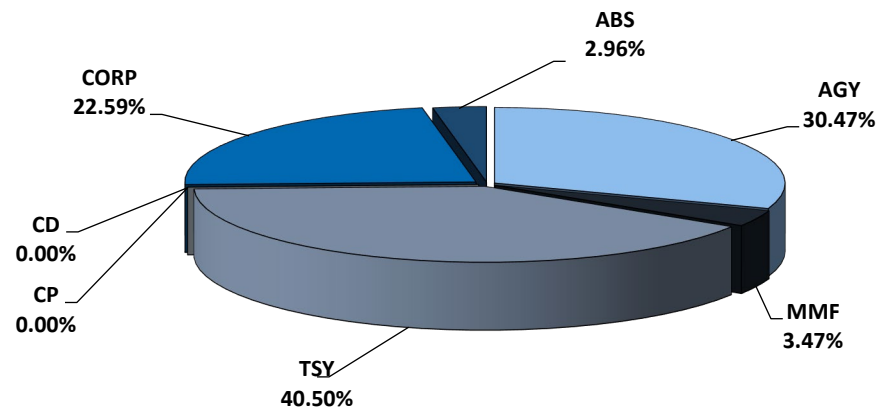
April 30, 2025

## CLARK COUNTY, NEVADA

## MONTHLY INVESTMENT REPORT

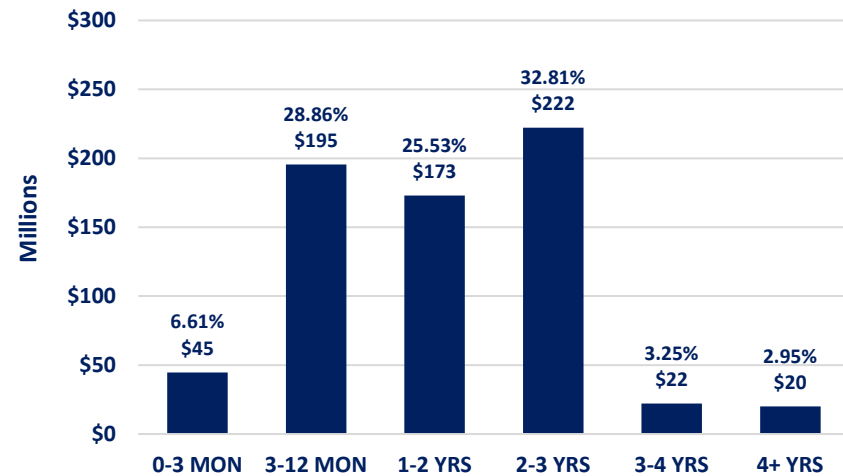
### WATER RECLAMATION DISTRICT OVERVIEW

| ASSET TYPE                    | MARKET VALUE             | BOOK VALUE               | VARIANCE                 |
|-------------------------------|--------------------------|--------------------------|--------------------------|
| AGY - U.S. Federal Agency     | \$ 204,064,218.64        | \$ 206,409,067.53        | \$ (2,344,848.89)        |
| MMF - Money Market Funds      | 23,515,405.69            | 23,515,405.69            | -                        |
| TSY - U.S. Treasury           | 272,264,200.00           | 274,354,101.91           | (2,089,901.91)           |
| CP - Commercial Paper         | -                        | -                        | -                        |
| CD - Negotiable CDs           | -                        | -                        | -                        |
| CORP - U.S. Corporate Notes   | 153,742,749.60           | 152,995,054.60           | 747,695.00               |
| REPO - Repurchase Agreements  | -                        | -                        | -                        |
| ABS - Asset Backed Securities | 20,048,600.00            | 20,082,031.25            | (33,431.25)              |
| <b>TOTALS</b>                 | <b>\$ 673,635,173.93</b> | <b>\$ 677,355,660.98</b> | <b>\$ (3,720,487.05)</b> |



Figures may not total due to rounding.

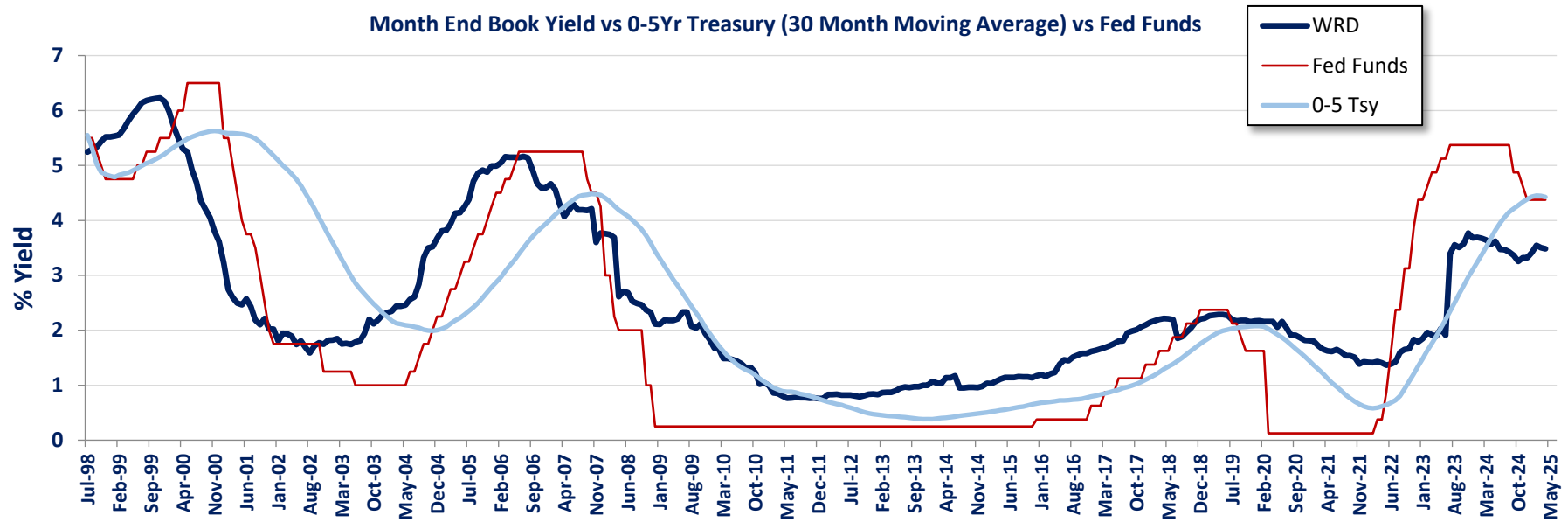
### DISTRIBUTION BY MATURITY (BOOK VALUE)



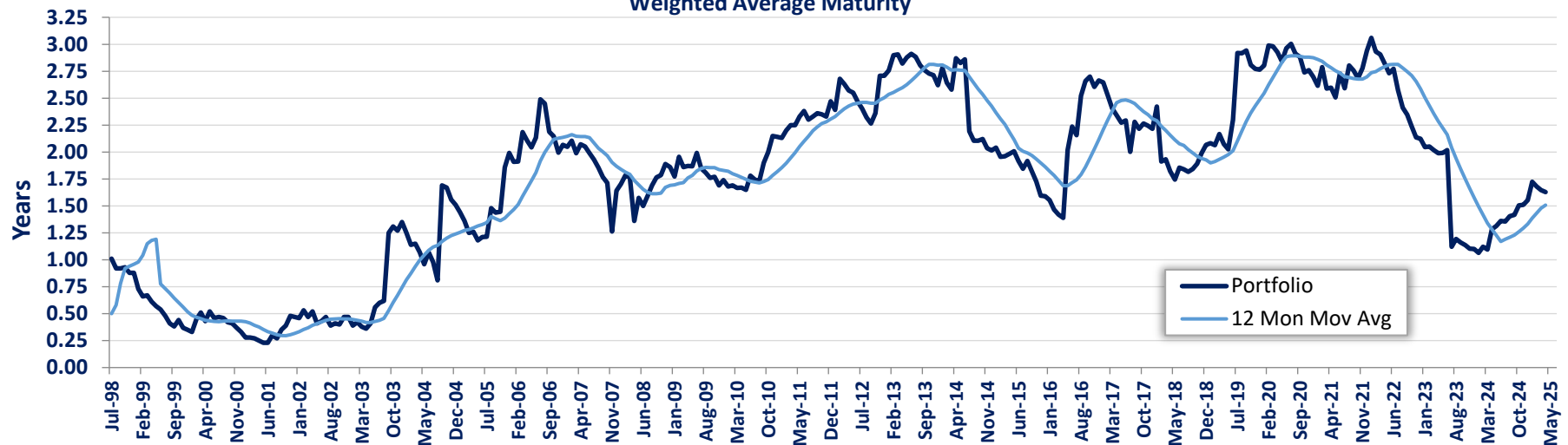


### WATER RECLAMATION DISTRICT OVERVIEW (CONTINUED)

Month End Book Yield vs 0-5Yr Treasury (30 Month Moving Average) vs Fed Funds



Weighted Average Maturity





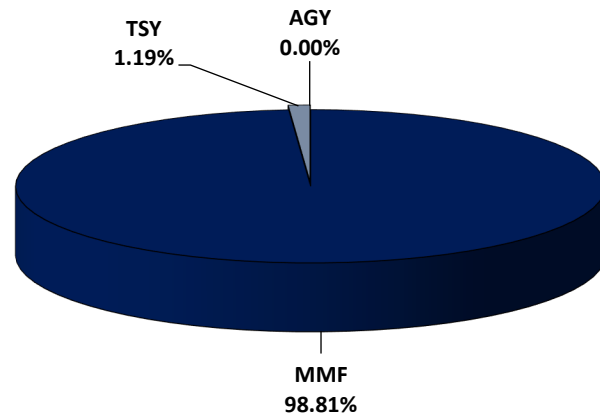
April 30, 2025

## CLARK COUNTY, NEVADA

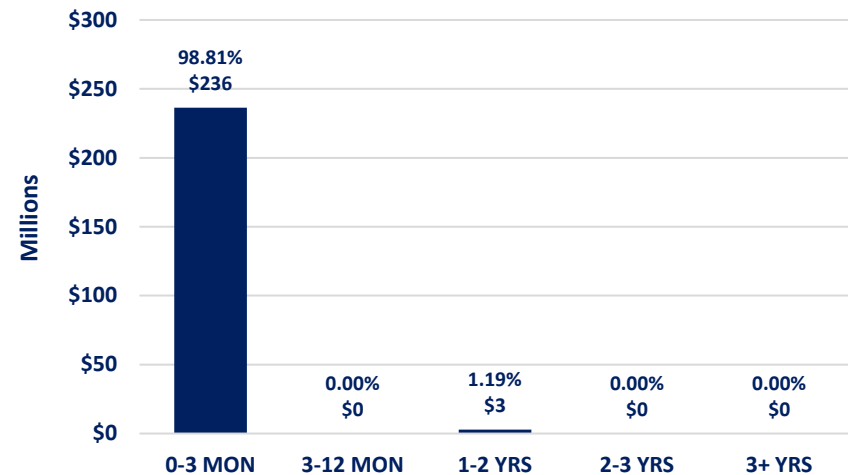
## MONTHLY INVESTMENT REPORT

### BOND FUNDS OVERVIEW

| ASSET TYPE                | MARKET VALUE             | BOOK VALUE               | VARIANCE            |
|---------------------------|--------------------------|--------------------------|---------------------|
| AGY - U.S. Federal Agency | \$ -                     | \$ -                     | \$ -                |
| MMF - Money Market Funds  | 236,307,018.86           | 236,307,018.86           | -                   |
| TSY - U.S. Treasury       | 2,900,730.00             | 2,834,296.88             | 66,433.12           |
| <b>TOTALS</b>             | <b>\$ 239,207,748.86</b> | <b>\$ 239,141,315.74</b> | <b>\$ 66,433.12</b> |



### DISTRIBUTION BY MATURITY (BOOK VALUE)

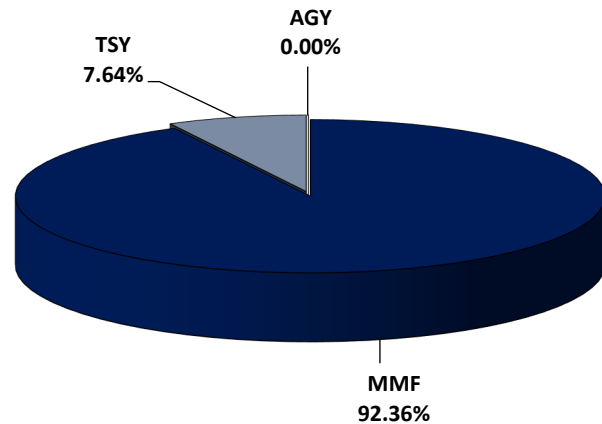


Figures may not total due to rounding.

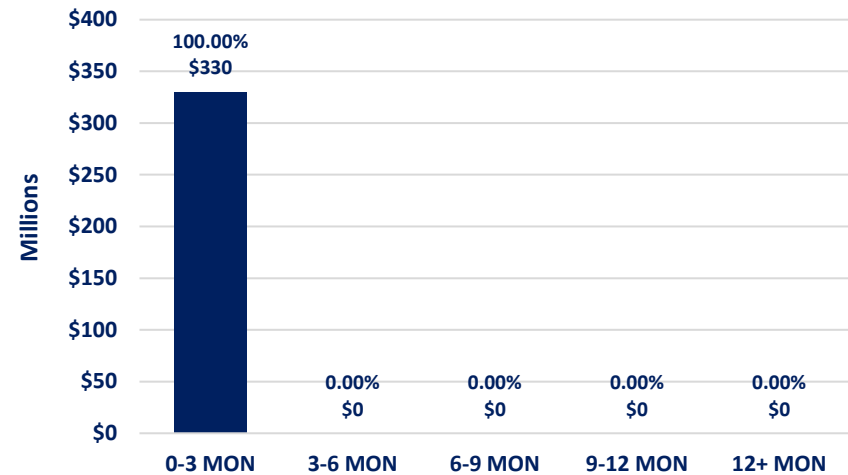


AIRPORT BOND FUNDS OVERVIEW

| ASSET TYPE                | MARKET VALUE      | BOOK VALUE        | VARIANCE      |
|---------------------------|-------------------|-------------------|---------------|
| AGY - U.S. Federal Agency | \$ -              | \$ -              | \$ -          |
| MMF - Money Market Funds  | 304,701,871.37    | 304,701,871.37    | -             |
| TSY - U.S. Treasury       | 25,652,922.50     | 25,205,830.08     | 447,092.42    |
| TOTALS                    | \$ 330,354,793.87 | \$ 329,907,701.45 | \$ 447,092.42 |



DISTRIBUTION BY MATURITY (BOOK VALUE)



Figures may not total due to rounding.



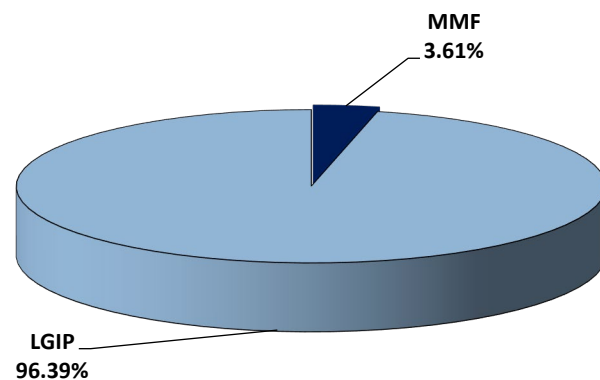
April 30, 2025

## CLARK COUNTY, NEVADA

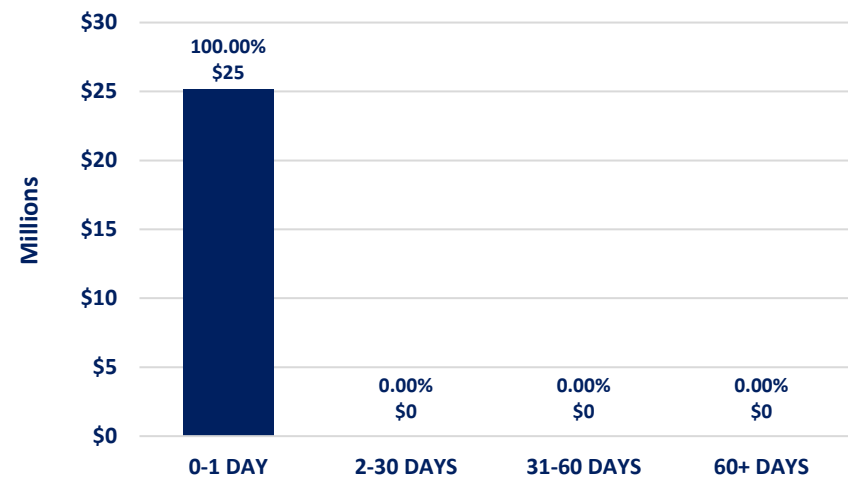
## MONTHLY INVESTMENT REPORT

### TAX RECEIVER OVERVIEW

| ASSET TYPE                   | MARKET VALUE            | BOOK VALUE              | VARIANCE    |
|------------------------------|-------------------------|-------------------------|-------------|
| AGY - U.S. Federal Agency    | \$ -                    | \$ -                    | \$ -        |
| MMF - Money Market Funds     | 907,390.53              | 907,390.53              | -           |
| TSY - U.S. Treasury          | -                       | -                       | -           |
| CP - Commercial Paper        | -                       | -                       | -           |
| CD - Negotiable CDs          | -                       | -                       | -           |
| LGIP - State Nevada Pool     | 24,250,075.29           | 24,250,075.29           | -           |
| REPO - Repurchase Agreements | -                       | -                       | -           |
| <b>TOTALS</b>                | <b>\$ 25,157,465.82</b> | <b>\$ 25,157,465.82</b> | <b>\$ -</b> |



### DISTRIBUTION BY MATURITY (BOOK VALUE)



Figures may not total due to rounding.



**APPENDIX**

**INVESTMENT HOLDINGS**

- TOTAL INVESTMENT SUMMARY
- INVESTMENT POOL
- WATER RECLAMATION DISTRICT
- BOND FUNDS
- AIRPORT BOND FUNDS
- TAX RECEIVER